













Ear Training Session with Ulrich Ellison

SUMMARY

-  **Becoming “music-al”**
-  **Sing Melodies You Know And Analyze**
-  **Basics: Intervals, Chord Qualities, Relationships**
-  **Example “Amazing Grace”**
-  **Example “Eye Of The Tiger”**
-  **Example “Don’t Stop Believing”**
-  **Dictation Practice: Teoria**
-  **Hearing and Analyzing Rhythms**
-  **Practical Reality**
-  **Sing What You Hear, Play What You Sing!**



Ear Training Session with Ulrich Ellison

What does being “music-al” mean?

musical 1 of 2 **adjective**

mu-si-cal ('myü-zī-kəl ▶▶)

[Synonyms of musical >](#)

1 **a** : of or relating to **music**

b : having the pleasing harmonious qualities of music : **MELODIOUS**

2 : having an interest in or talent for music

3 : set to or accompanied by music

4 : of or relating to **musicians** or music lovers

musically ('myü-zī-k(ə-)lē ▶▶) **adverb**

- Start singing, humming, and clapping the music inside of you!
- Lose your inhibitions and become playful again
- It's called “playing music”! Verbalize your sounds whenever you can
- That is Step 1 of Ear Training!

Ear Training Session with Ulrich Ellison

Amazing Grace

Traditional



A - maz - ing grace! How sweet the

sound. That saved a wretch like me!

I once was lost but now am

found; was blind, but now I see.

1. G

2. G

A - see.



Ear Training Session with Ulrich Ellison

- **Sing the melody and pay attention to the rhythm**
- **Find out the key (root note)**
- **Find out the meter (3/4)**
- **Find the notes on the guitar**
- **Analyze the intervals, sing the numbers or note names**
- **Figure out the harmony**

Ear Training Session with Ulrich Ellison

Example "Eye Of The Tiger"

2 **In** R.H. 2nd X only
Cm Cm B \flat Cm Cm B \flat Cm Cm Gm A \flat

6 **V** Cm Ab B \flat Cm
Ris-in' up back on the stre - et took my time took my chan-ces
so ma-ny times it hap-pens too fa - st you trade your pass - ion for glo - ry

10 Cm Ab B \flat Cm
went the dis - tance now I'm back on my feet just a man and his will to survive
don't lose your grip on the dreams of the past you must fight just to keep them a-live

14 **2.**
it's the

15 **C** Ab Eb B \flat Ab Eb B \flat
eye of the ti-ger its the thrill of the fight ris - in' up to the challenge of our ri - vals and the

19 Ab Eb B \flat Ab
last known sur - vi - vor stalks his prey in the night and he's watch-ing us all in the eye

23 Cm Cm B \flat Cm Cm B \flat Cm Cm Gm A \flat
of the ti - ger



Ear Training Session with Ulrich Ellison

Intervals

Interval Labeling	Common name	Character, Quality	Mood	Typical Melodies	Notes
1,8 = Root	the Unison, the Octave	Resonating, purest sound	divine	Somewhere over the Rainbow	
b2	Minor Second	High friction, dissonant	dangerous	"Jaws"	
2	Major Second	Open, neutral, connecting	free	Frere Jaques	
b3	Minor Third	Sad, heavy	melancholic	"Smoke On The Water" riff	
3	Major Third	Happy, harmonious	optimistic	Oh when the Saints	
4	(Perfect) Fourth	Pure, anticipating, relaxed	neutral	"Oh Tannenbaum", "Oh Christmas tree", Amazing Grace	
#4/b5	Tritone, Tritonus	Devilish, dissonant, tension	evil	"YYZ" Rush	
5	(Perfect) Fifth	Pure, Stable	archaic	Scarborough Fair	
b6	Minor Sixth	Melancholic, dark	sad	"In Your Room" Depeche Mode	
6	Major Sixth	Happy, upbeat, bright	happy	"Jingle Bells" (on "dash-ing through the snow")	
b7	Minor 7, Dominant 7	Bluesy, cool	bluesy	"Crossroads" Cream Version	
7	Major 7th	Dissonant, beaming, bright	optimistic	"Take On Me" AHA	
+					



Ear Training Session with Ulrich Ellison

Links:

TEORIA Ear Training App

Guitarthinker

**Schedule a Guitar Evaluation with the TGT
Team**

CLICK HERE